



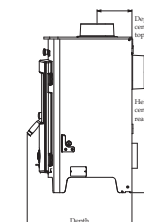
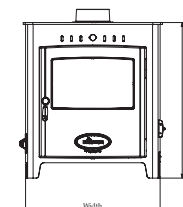
Stratford Ecoboiler HE



Providing more than just superior performance, the Ecoboiler HE (high efficiency) has a large fire door glass and soft curved lines, offering an attractive focal point for any living area. Regardless of whether you burn wood or solid fuel, these boiler stoves have the technology to keep your home warm and cosy. On top of its stylish appearance, discreet thermostatic control and three bar operating pressure, its ability to produce 50% more heat to water than other boiler stoves ensures the Ecoboiler is the ultimate heating companion.

Features

- 5 year guarantee
- Easily accessible water sensor for trouble-free maintenance
- Pre-heated airwash system for sparkling clean glass
- Stainless steel ash pan
- Burns wood or solid fuel
- Compact space-saving design
- Discreetly positioned thermostatic control fitted as standard
- 'Easy Boost' system
- Large, externally controlled riddling grate
- Flue Exhaust Diversion system to improve performance
- Primary and secondary burn to improve efficiency
- Suitable for installation in an indirect/open-vented central heating system
- Up to 3 bar operating pressure
- Top or rear flue outlet
- Direct air supply compatible



Ecoboiler 25 HE

Output to water	22.5kW
Log length	450mm
Width	678mm
Height	725mm
Depth	498mm



Ecoboiler 9 HE

Output to water	9kW
Log length	280mm
Width	466mm
Height	570mm
Depth	417mm

Ecoboiler 12 HE

Output to water	12.1kW
Log length	350mm
Width	533mm
Height	603mm
Depth	412mm

Ecoboiler 16 HE

Output to water	13.6kW
Log length	405mm
Width	590mm
Height	659mm
Depth	402mm

Ecoboiler 20 HE

Output to water	18kW
Log length	405mm
Width	590mm
Height	659mm
Depth	443mm

Optional extras: Ash carrier / Universal stand / Universal log store / Floor fixing kit / Safety handle

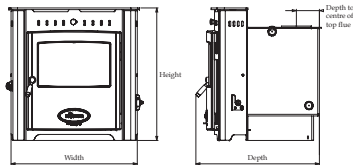
Stratford Ecoboiler HE Inset



The inset version of the Ecoboiler HE range provides high efficiency whilst fitting perfectly into a standard British fireplace opening. Featuring a large curved viewing glass, simple controls and the ultimate in state-of-the-art boiler stove technology, our inset Ecoboiler will transform any fireplace with its sophisticated style.

Features

- 5 year guarantee
- Easily accessible water sensor for trouble-free maintenance
- Pre-heated airwash system for sparkling clean glass
- Burns wood or solid fuel
- Stainless steel ash pan
- Compact space-saving design
- Discreetly positioned thermostatic control fitted as standard
- 'Easy Boost' system
- Large, externally controlled riddling grate
- Fits into standard British fireplace opening
- Flue Exhaust Diversion system to improve performance
- Primary and secondary burn to improve efficiency
- Suitable for installation in an indirect/open-vented central heating system
- Up to 3 bar operating pressure



Ecoboiler 9 HE Inset

Output to water	9.4kW
Width	548mm
Height	590mm
Depth	578mm



Ecoboiler 12 HE Inset

Output to water	11.6kW
Width	548mm
Height	590mm
Depth	578mm



Ecoboiler 16 HE Inset

Output to water	16.1kW
Width	626mm
Height	636mm
Depth	544mm



Optional extras: Ash carrier / Safety handle

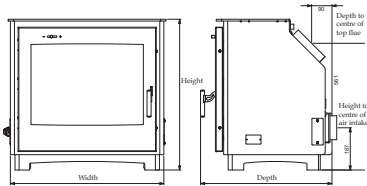
Stratford Eco boiler Wood



Our dedicated wood boiler features one of our biggest viewing glasses, providing an unhindered view of its glowing fire. Featuring a modern design, clean-cut lines and a sleek handle, the wood boiler is certain to become the centre point of any room in an energy-conscious home.

Features

- 5 year guarantee
- Easily accessible water sensor for trouble-free maintenance
- Pre-heated airwash system for sparkling clean glass
- Burns wood
- Compact space-saving design
- Discreetly positioned thermostatic control fitted as standard
- Flue Exhaust Diversion system to improve performance
- Large fire viewing window
- Primary and secondary burn to improve efficiency
- Suitable for installation in an indirect/open-vented or sealed central heating system
- Up to 5 bar operating pressure
- Integral cooling loop
- Sloping 45° 6" flue outlet
- Eligible for 5% VAT
- Optional choice of door colours (see page 39)
- Direct air supply compatible



Stratford Eco boiler Wood

Output to water	11.8kW
Log length	500mm
Width	680mm
Height	668mm
Depth	582mm

Optional extras: Ash carrier / Stand / Choice of door colours

